



ಬೃಹತ್ ಬೆಂಗಳೂರು ಮಹಾನಗರ ಪಾಲಿಕೆ  
Bruhat Bengaluru Mahanagara Palike



# BBMP COVID-19 WAR ROOM BULLETIN – 21.07.2021



# ABSTRACT OF COVID-19 CASES IN BENGALURU

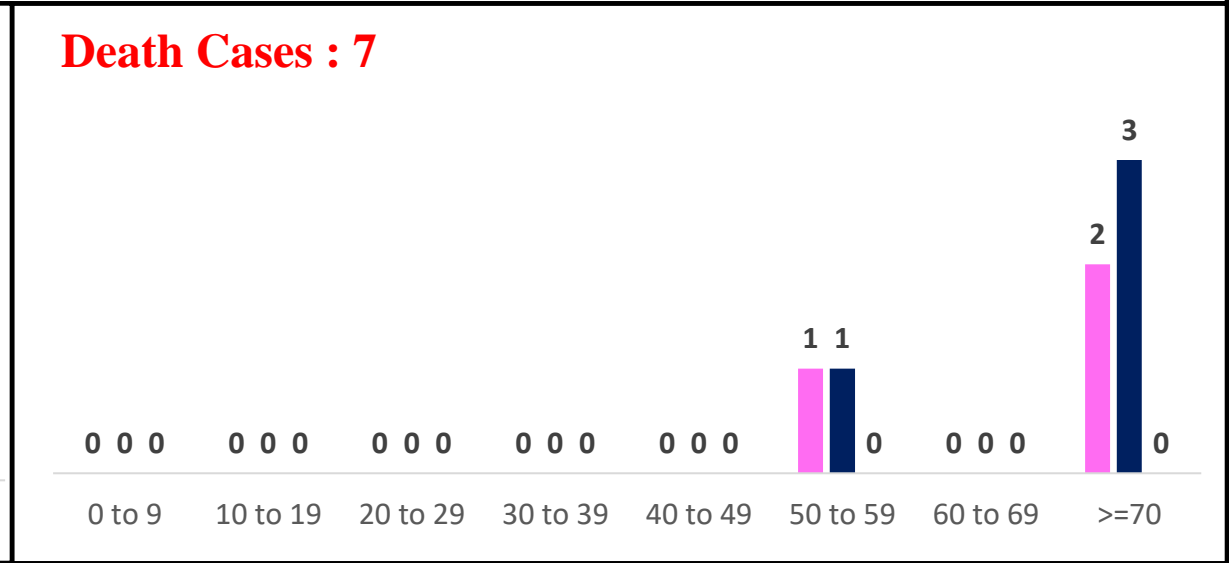
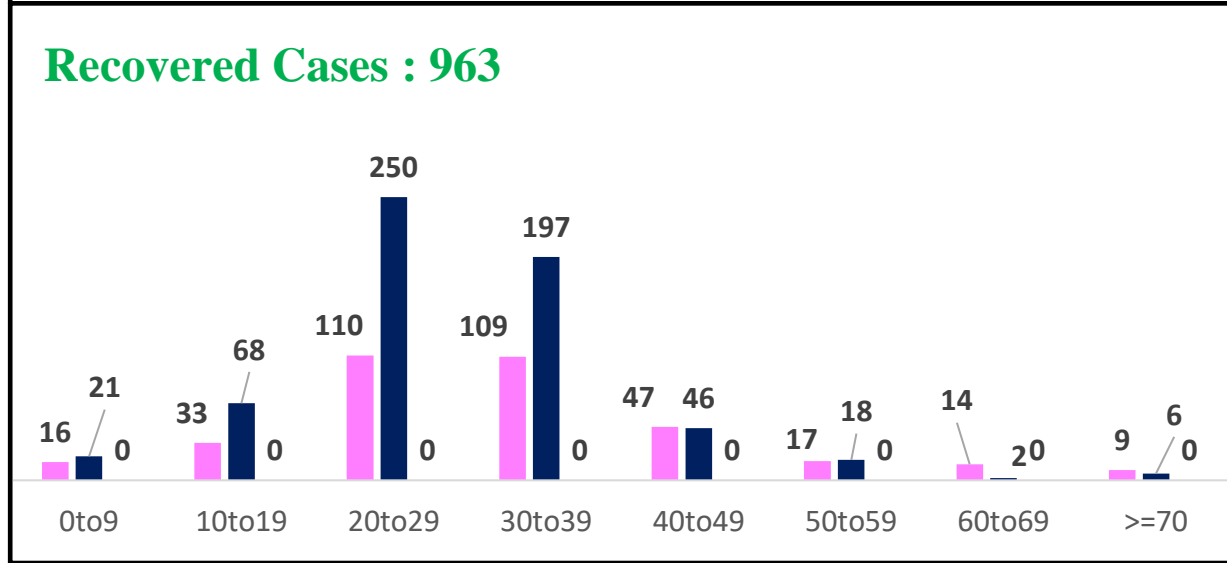
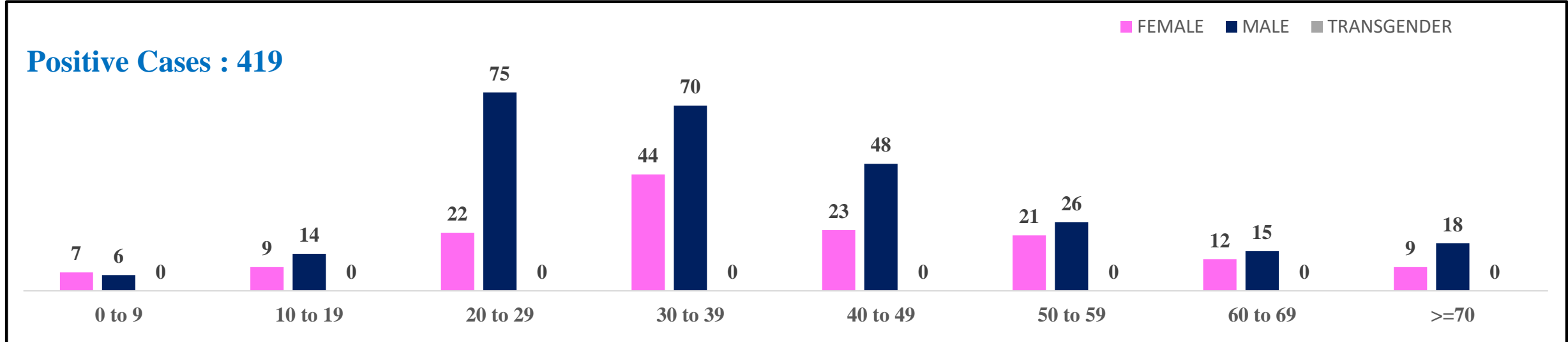


	MALE	FEMALE	TRANSGENDER	MALE	FEMALE	TRANSGENDER	TOTAL	
	Last 24 Hours	Last 24 Hours	Last 24 Hours	Cumulative	Cumulative	Cumulative	Last 24 Hours	Cumulative
<b>Positive Cases</b>	272	147	0	7,31,102	4,91,992	132	<b>419</b>	<b>12,23,226</b>
<b>Recovered Cases</b>	608	355	0	7,16,225	4,81,587	104	<b>963</b>	<b>11,97,916</b>
<b>Death Cases</b>	4	3	0	10,019	5,792	4	<b>7*</b>	<b>15,815</b>
<b>Total Tests Done</b>	<b>In Last 24 hrs : 63,046</b>					<b>Cumulative : 1,60,54,026</b>		
<b>ACTIVE CASES</b>					<b>9,495</b>			

\* Covid deaths occurred today : 01 | Covid deaths occurred beyond last 24 hrs, reported today : 06



# LAST 24 HOURS AGE GROUP AND GENDER WISE DISTRIBUTION





# SNAPSHOT OF BENGALURU COVID-19 CASES IN LAST 8 WEEKS



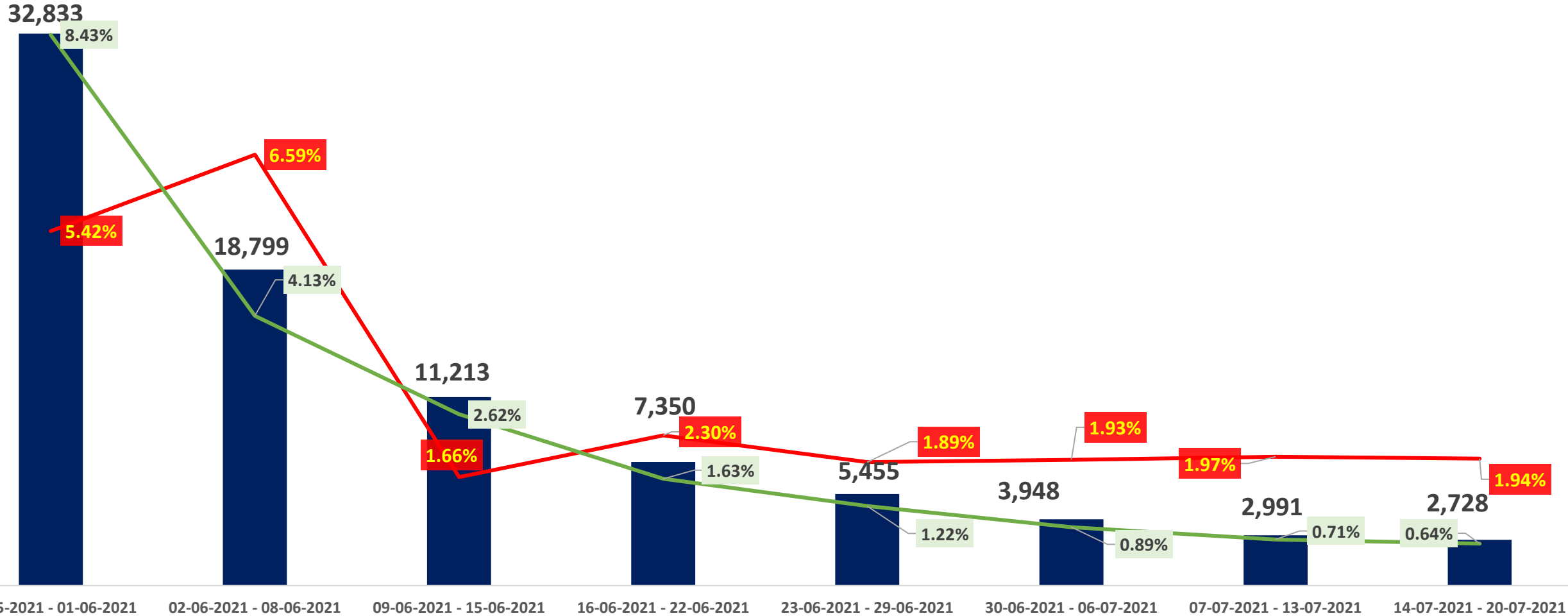
	26/05/21 TO 01/06/21	02/06/21 TO 08/06/21	09/06/21 TO 15/06/21	16/06/21 TO 22/06/21	23/06/21 TO 29/06/21	30/06/21 TO 06/07/21	07/07/21 TO 13/07/21	14/07/21 TO 20/07/21
<b>Total Positive Cases</b>	32,833	18,799	11,213	7,350	5,455	3,948	2,991	2,728
<b>Total Recovered Cases</b>	99,519	58,305	29,891	17,185	30,911	33,432	4,497	5,753
<b>Total Death Cases</b>	1,781	1,239	186	169	103	76	59	53
<b>Case Fatality Rate</b>	5.42%	6.59%	1.66%	2.30%	1.89%	1.93%	1.97%	1.94%
<b>Total Tests Conducted</b>	3,89,660	4,55,638	4,27,635	4,49,900	4,48,115	4,41,556	4,23,759	4,24,150
<b>Positivity Rate</b>	8.43%	4.13%	2.62%	1.63%	1.22%	0.89%	0.71%	0.64%



# POSITIVITY AND MORTALITY RATE OF BENGALURU – LAST 8 WEEKS

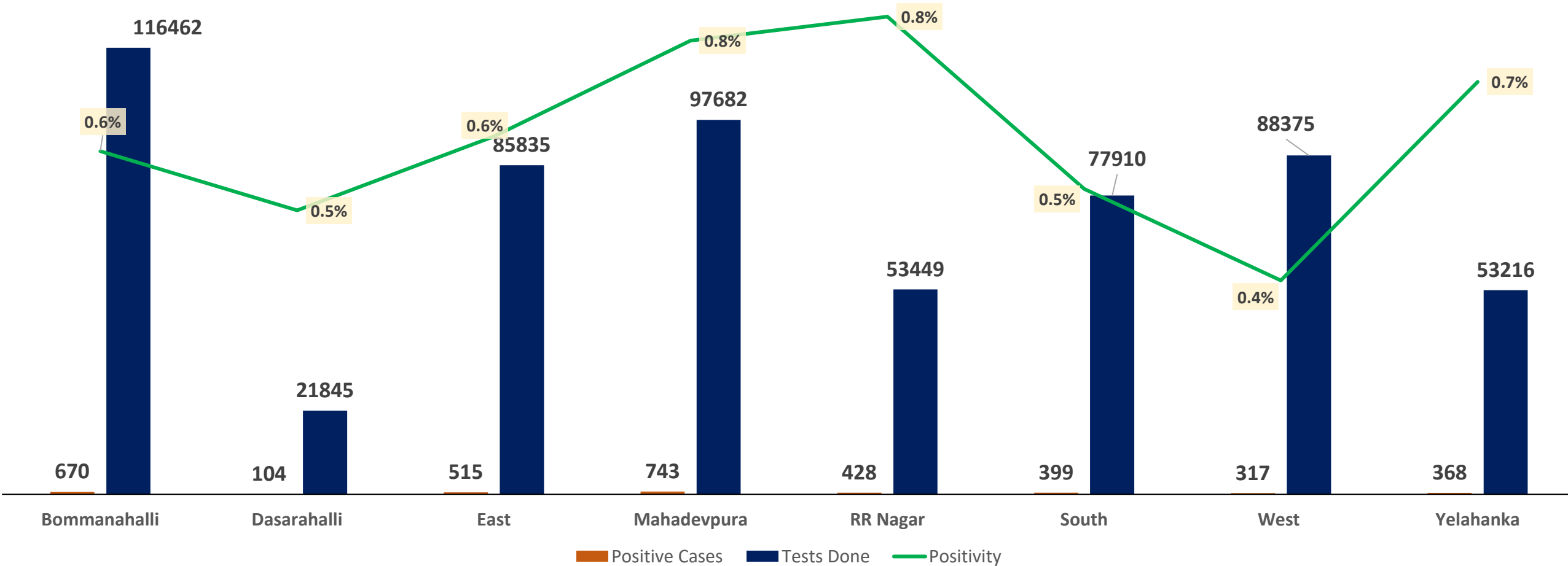


■ Total Positive Cases    — Case Fatality Rate    — Positivity Rate



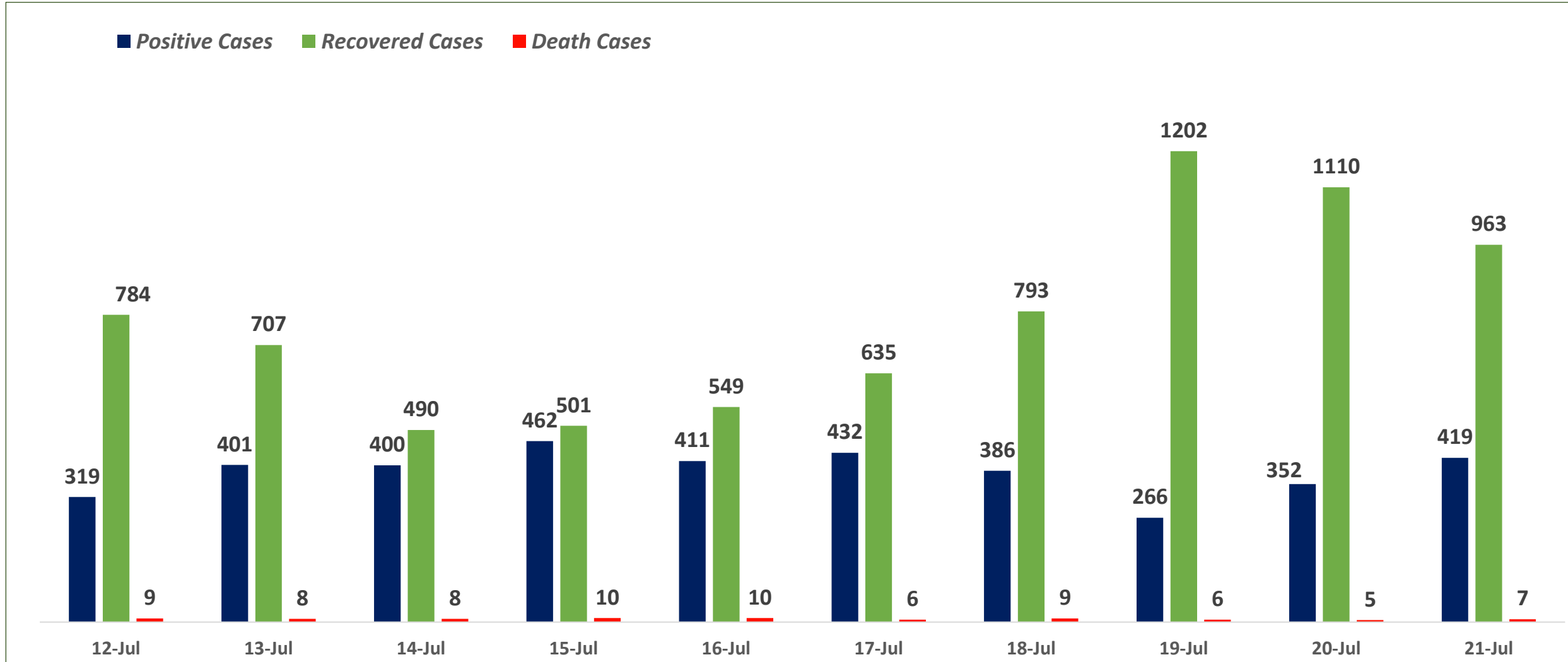


# ZONE WISE POSITIVITY TREND IN LAST 10 DAYS





# SNAPSHOT OF POSITIVE, RECOVERED AND DEATH CASES OVER LAST 10 DAYS ACROSS BBMP ZONES

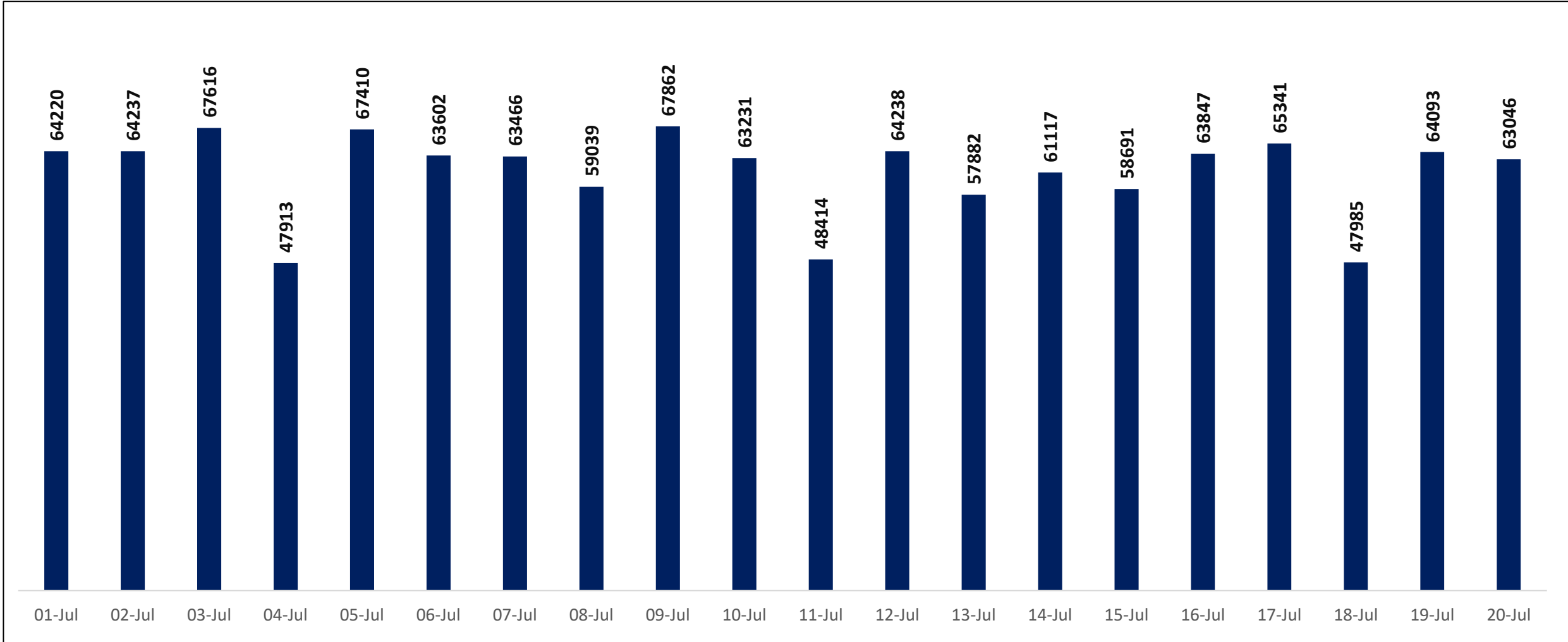




# TESTING TRENDS IN BENGALURU



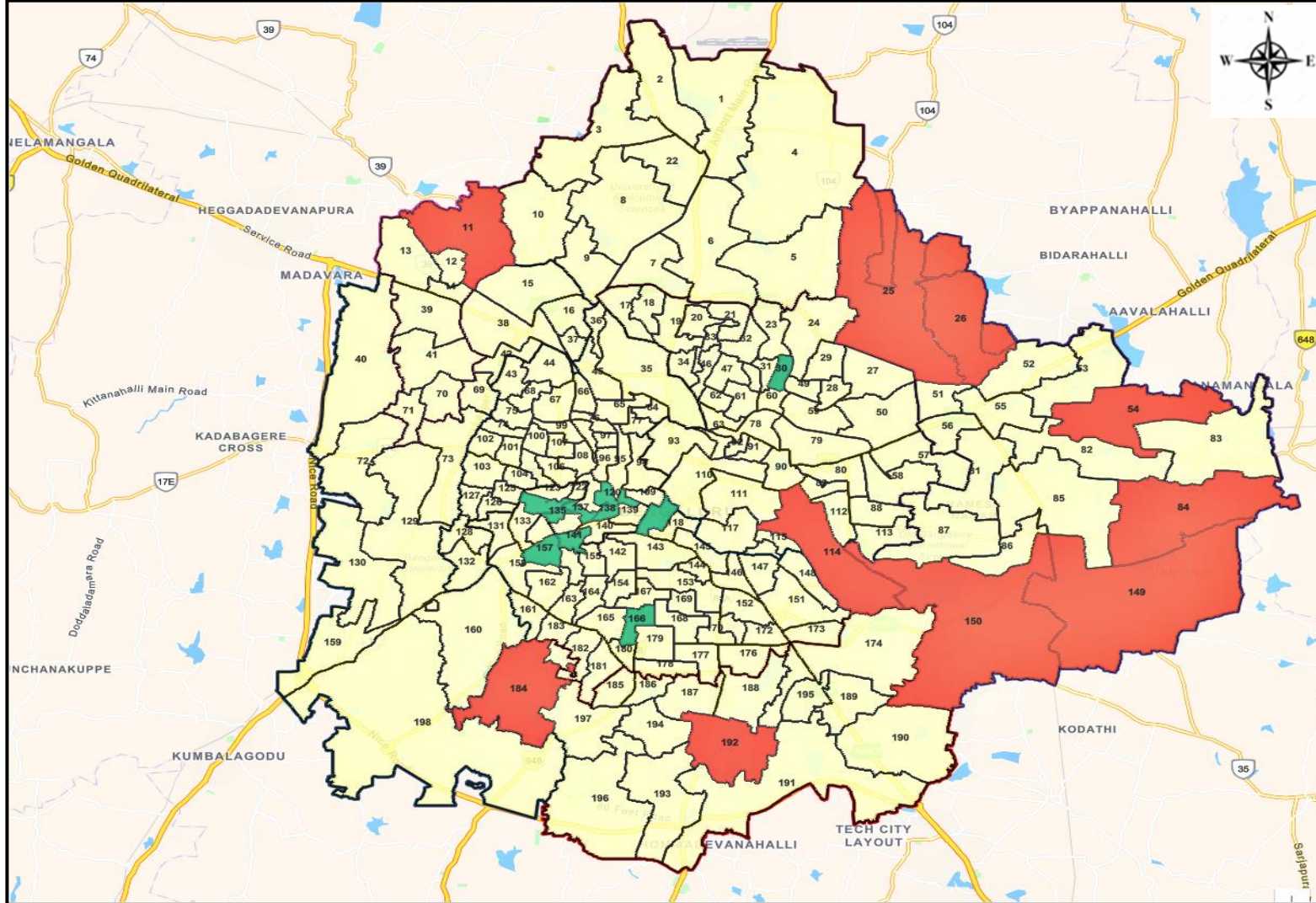
Total Test Conducted Till Date	Test Conducted Last 24 hours
1,60,54,026	63,046







# BENGALURU URBAN MAP SHOWING TREND OF POSITIVE CASES IN LAST 10 DAYS



## Top 10 wards with highest number of positive cases in last 10 days

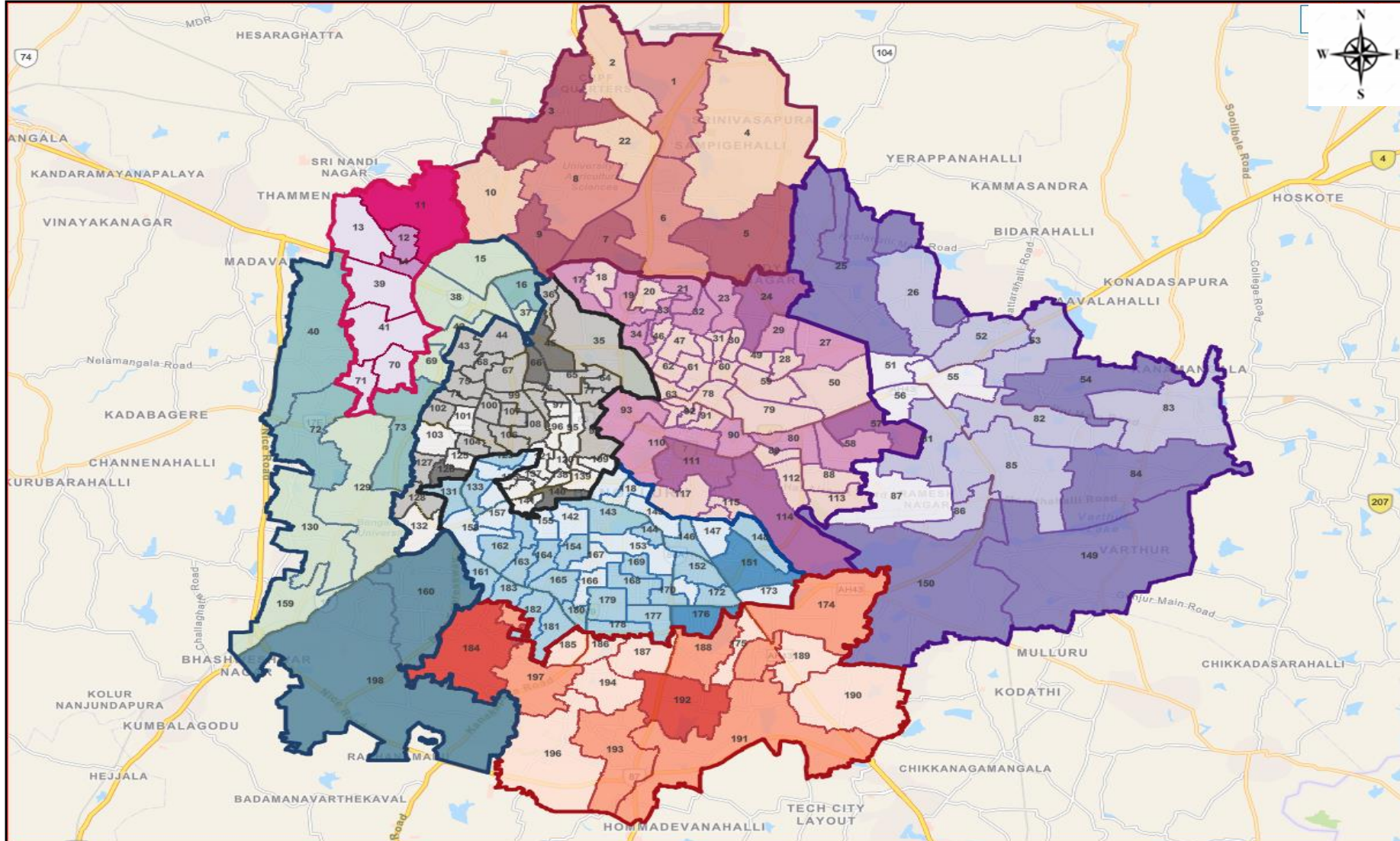
SN	Ward Number	Ward Name
1	11	Kuvempu Nagar
2	25	Horamavu
3	26	Ramamurthy Nagar
4	54	Hudi
5	84	Hagadur
6	114	Agara
7	149	Varthuru
8	150	Bellanduru
9	184	Uttarahalli
10	198	Begur

## Wards reporting 0-1 cases in last 10 days

SN	Ward Number	Ward Name
1	30	Kadugondanahalli
2	119	Dharmaraya Swamy Temple
3	120	Cottonpete
4	124	Hosahalli
5	135	Padarayanapura
6	137	Rayapura
7	138	Chalavadipalya
8	141	Azad Nagar
9	157	Gali Anjaneya Temple
10	166	Karisandra



# BENGALURU MAP SHOWING TREND OF WARD WISE POSITIVE CASES IN LAST 10 DAYS



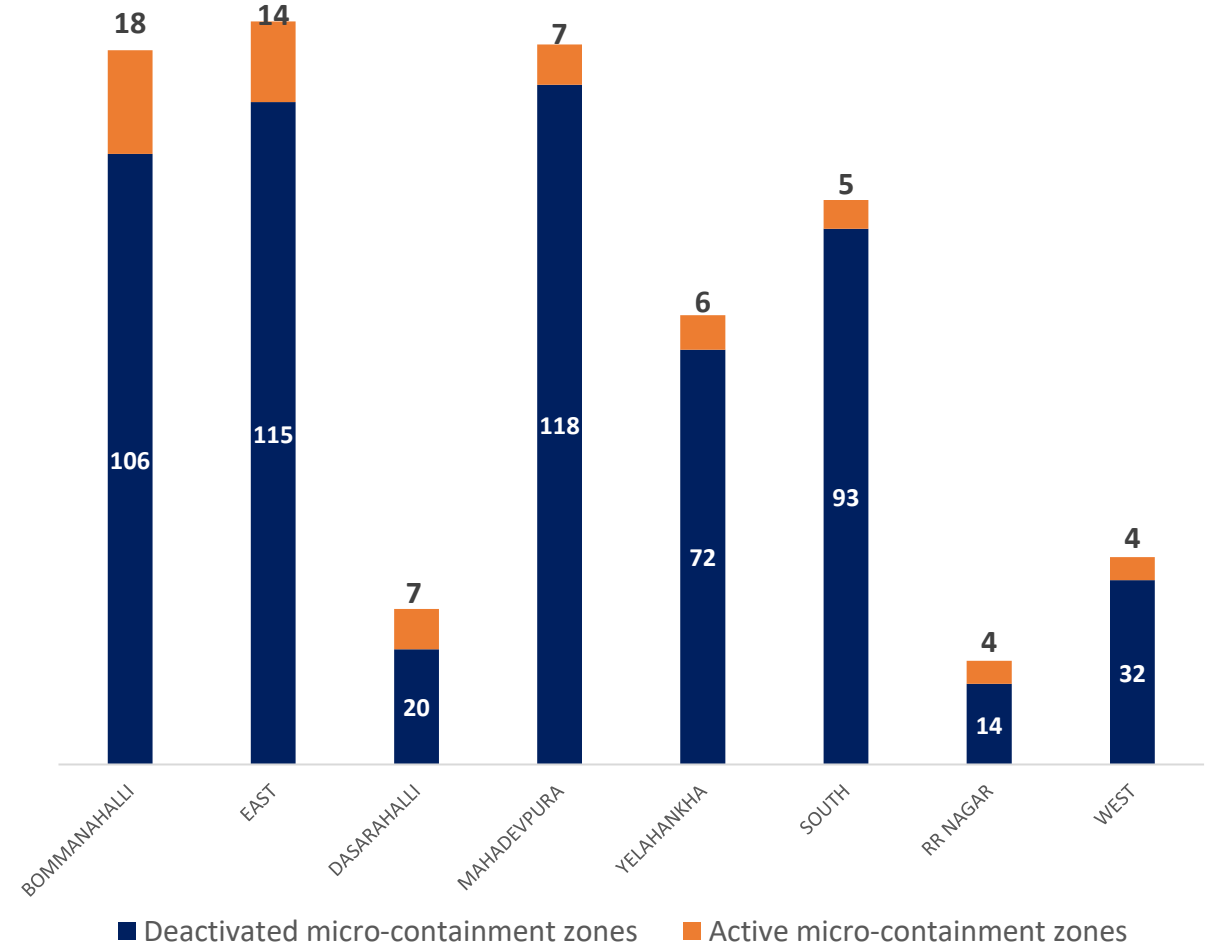
Number Of Cases Reported	
<b>Mahadevapura</b> Positive cases > 30 15 - 30 < 15	<b>Bommanahalli</b> Positive cases > 30 15 - 30 < 15
<b>Dasarahalli</b> Positive cases > 30 15 - 30 < 15	<b>RR Nagar</b> Positive cases > 30 15 - 30 < 15
<b>Yelahanka</b> Positive cases > 30 15 - 30 < 15	<b>East</b> Positive cases > 30 15 - 30 < 15
<b>South</b> Positive cases > 30 15 - 30 < 15	<b>West</b> Positive cases > 30 15 - 30 < 15



# MICRO CONTAINMENT ZONE DETAILS

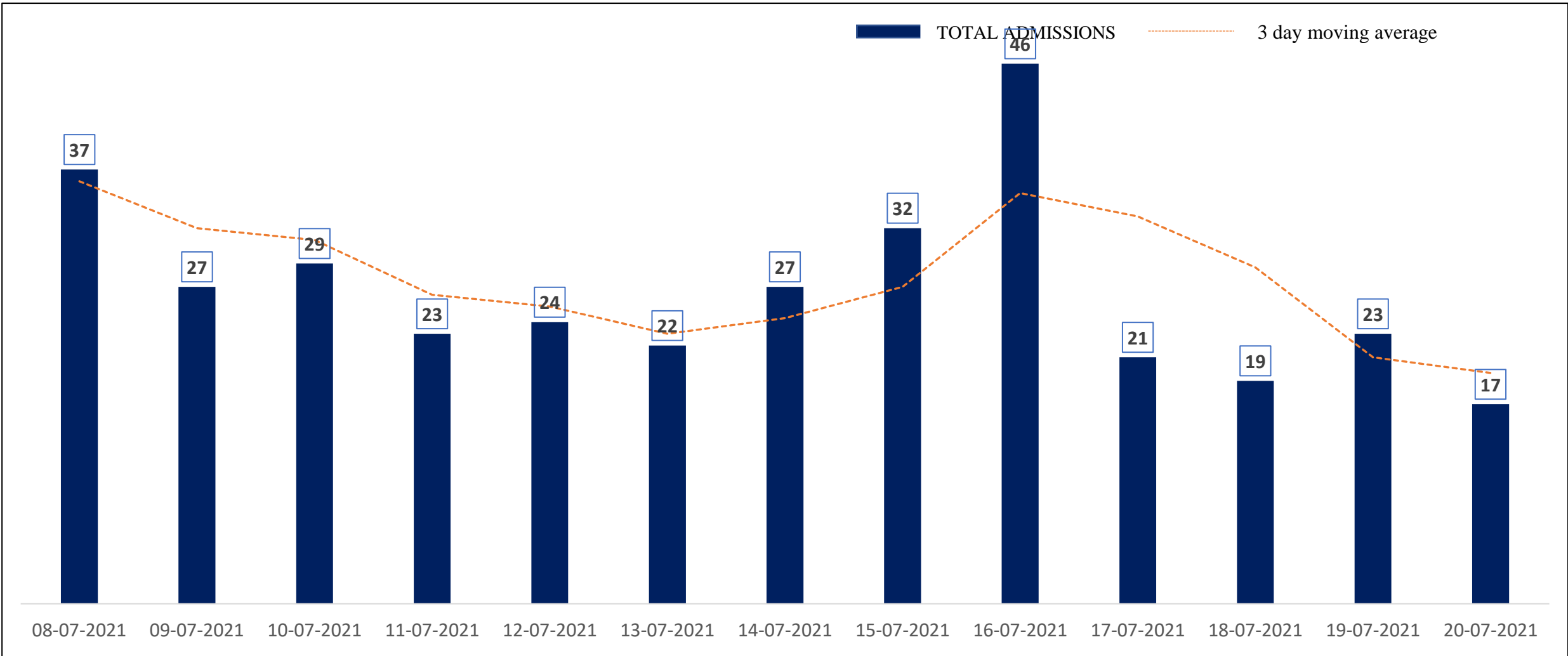


ZONE	TOTAL DECLARED	TOTAL DEACTIVATED	TOTAL ACTIVE
BOMMANAHALLI	124	106	18
EAST	129	115	14
DASARAHALLI	27	20	7
MAHADEVPURA	125	118	7
YELAHANKHA	78	72	6
SOUTH	98	93	5
RR NAGAR	18	14	4
WEST	36	32	4
<b>TOTAL</b>	<b>635</b>	<b>570</b>	<b>65</b>





# HOSPITAL ADMISSIONS LAST 15 DAYS TREND



\* Numbers as per Central Hospital Bed Management System (CHBMS)

\* Only Fresh Admissions considered



# COVID BED STATUS AS ON 21.07.2021



SR. NO.	Facility Type	No. of Hospital	Total Allocated Beds for C+ Patients					Occupied Beds for C+ Patients					Net Available Beds for C+ Patients				
			Gen Beds	HDU	ICU Beds	ICU-V	Total	Gen Beds	HDU	ICU Beds	ICU-V	Total	Gen Beds	HDU	ICU Beds	ICU-V	Total
1	Government Medical Colleges	4	20	621	53	76	770	0	17	6	3	26	20	604	47	73	744
2	Government Hospitals	16	649	210	65	127	1,051	74	47	8	15	144	575	163	57	112	907
3	Private Medical Colleges	12	792	936	136	203	2,067	5	10	10	10	35	787	926	126	193	2,032
4	Private Hospitals	64	652	697	293	176	1,818	105	38	24	35	202	547	659	269	141	1,616
<b>Total Beds</b>		<b>96</b>	<b>2,113</b>	<b>2,464</b>	<b>547</b>	<b>582</b>	<b>5,706</b>	<b>184</b>	<b>112</b>	<b>48</b>	<b>63</b>	<b>407</b>	<b>1,929</b>	<b>2,352</b>	<b>499</b>	<b>519</b>	<b>5,299</b>

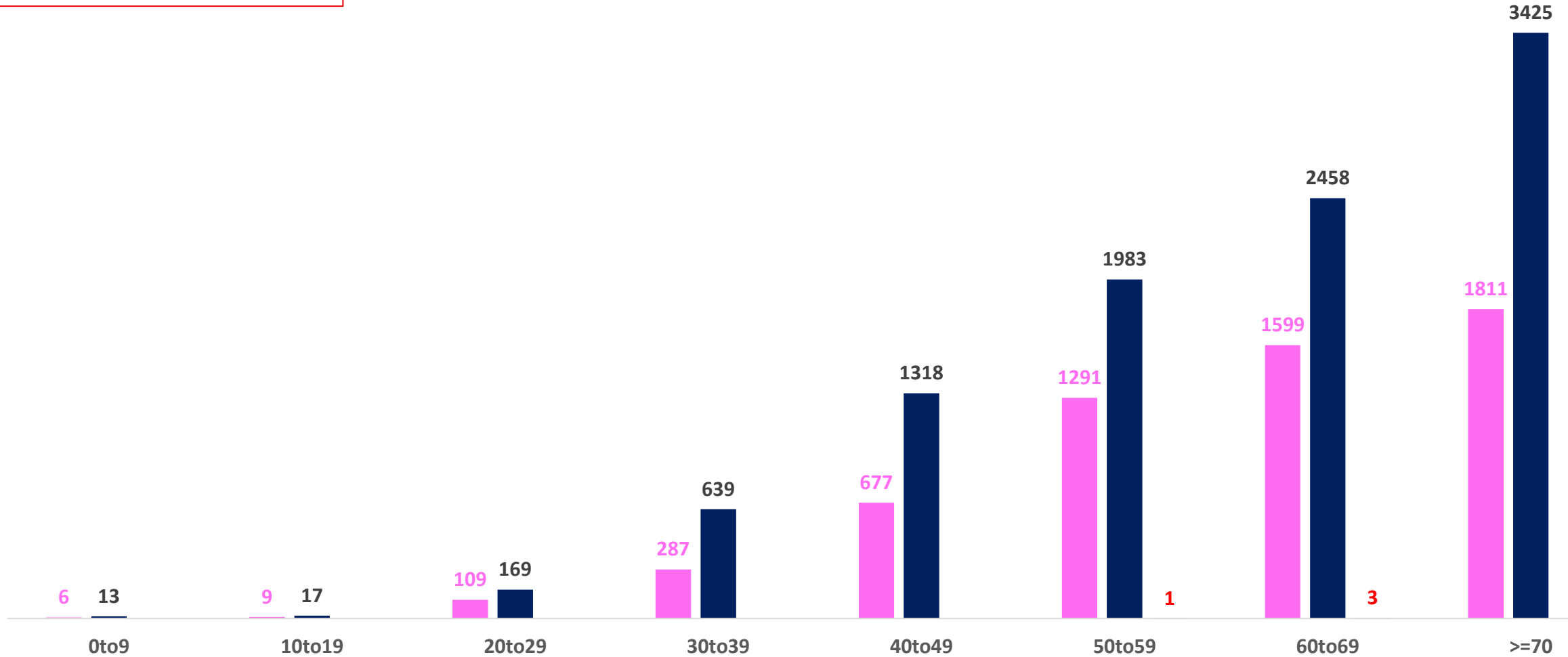


# AGE AND GENDER WISE DISTRIBUTION OF DEATH CASES



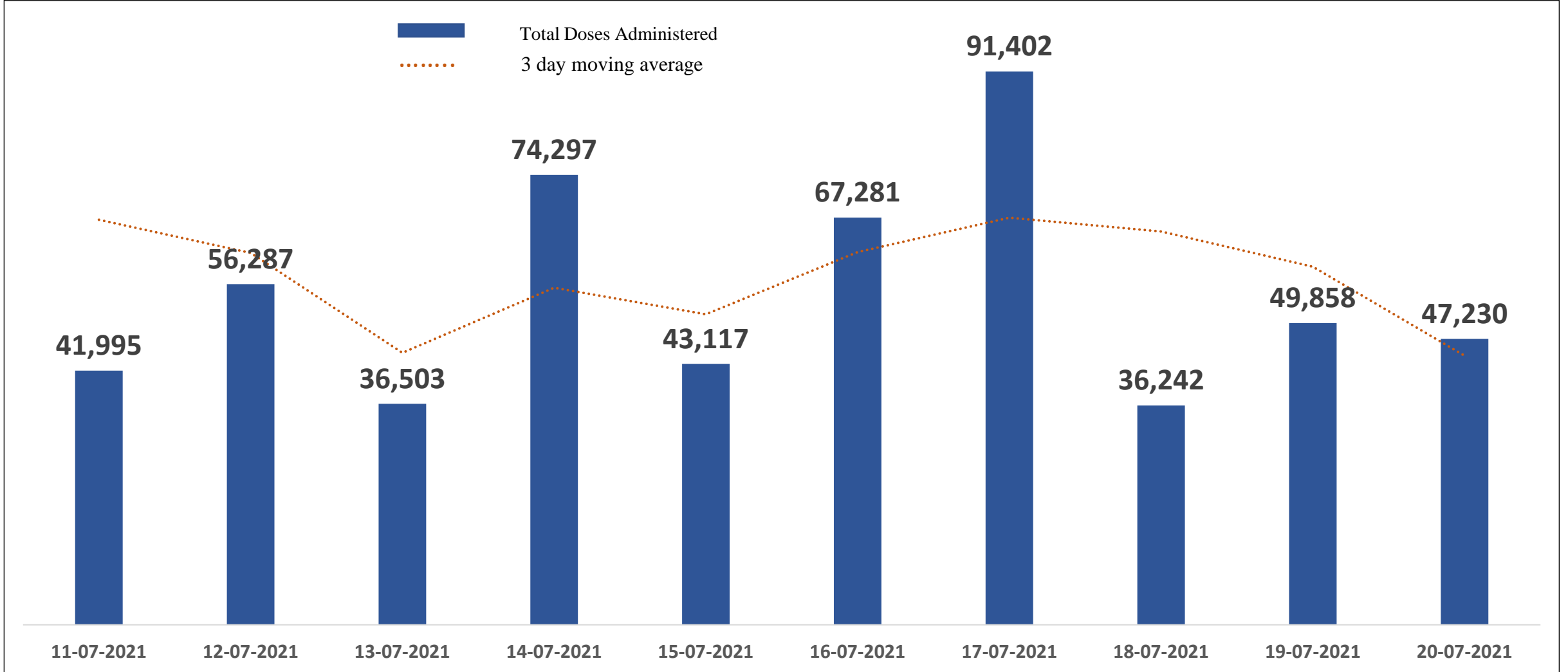
**Death Cases: 15,815**

Female Male Transgender





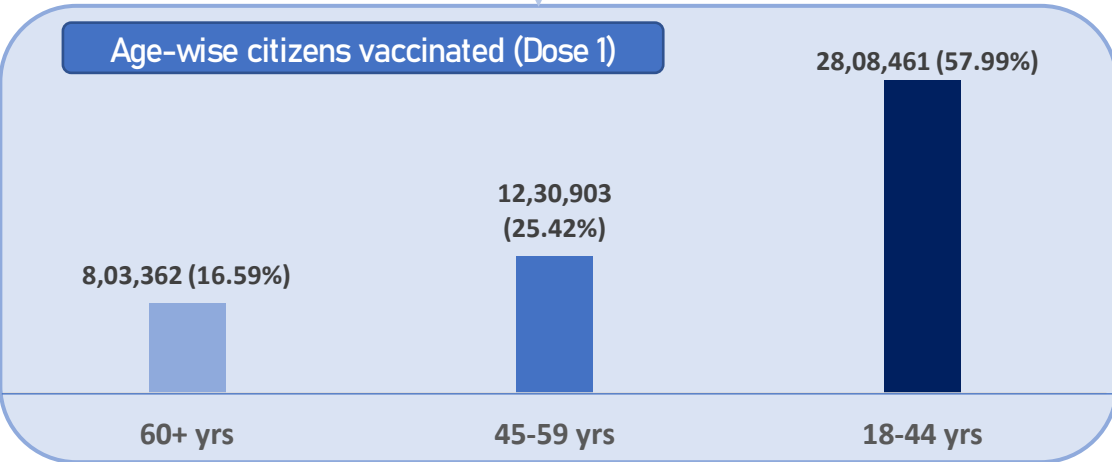
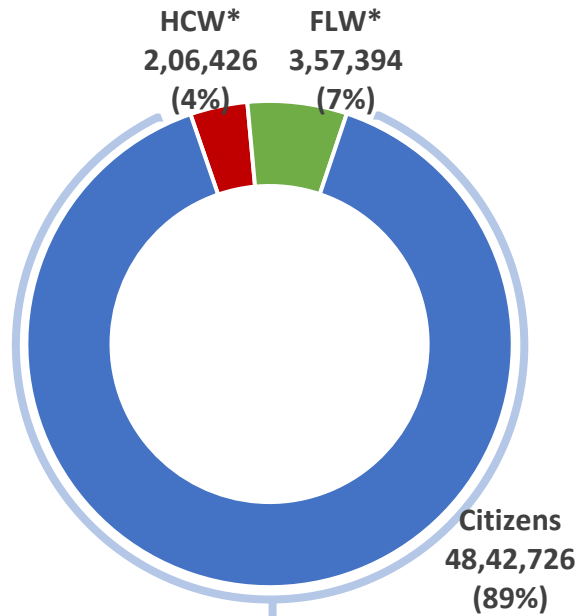
# TOTAL VACCINE DOSES ADMINISTERED IN LAST 10 DAYS



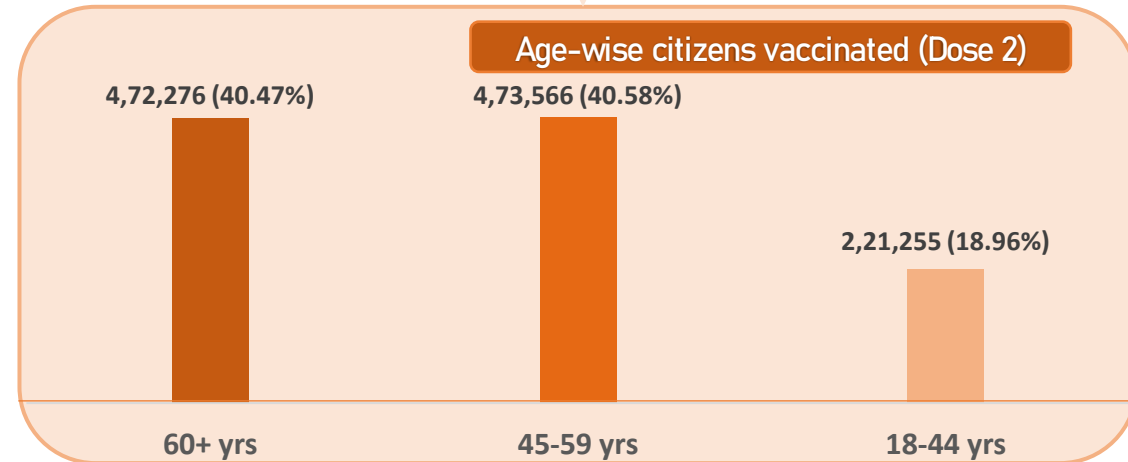
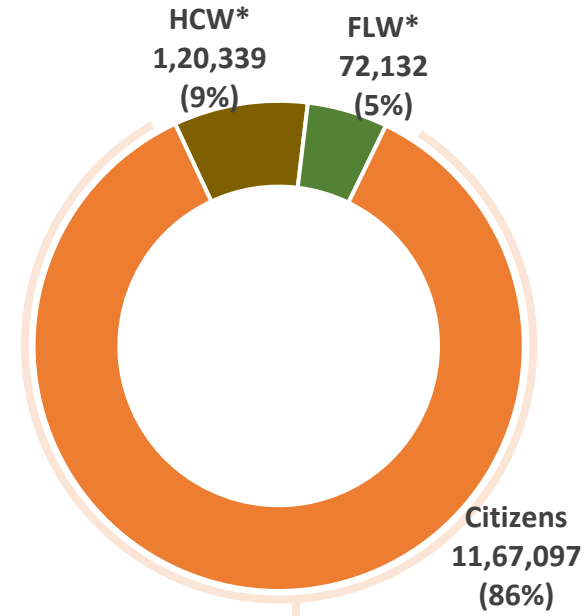


# CATEGORY WISE CUMULATIVE VACCINATION IN BBMP

Dose 1



Dose 2



\*HCW : Health Care Workers

\*FLW : Front Line Workers

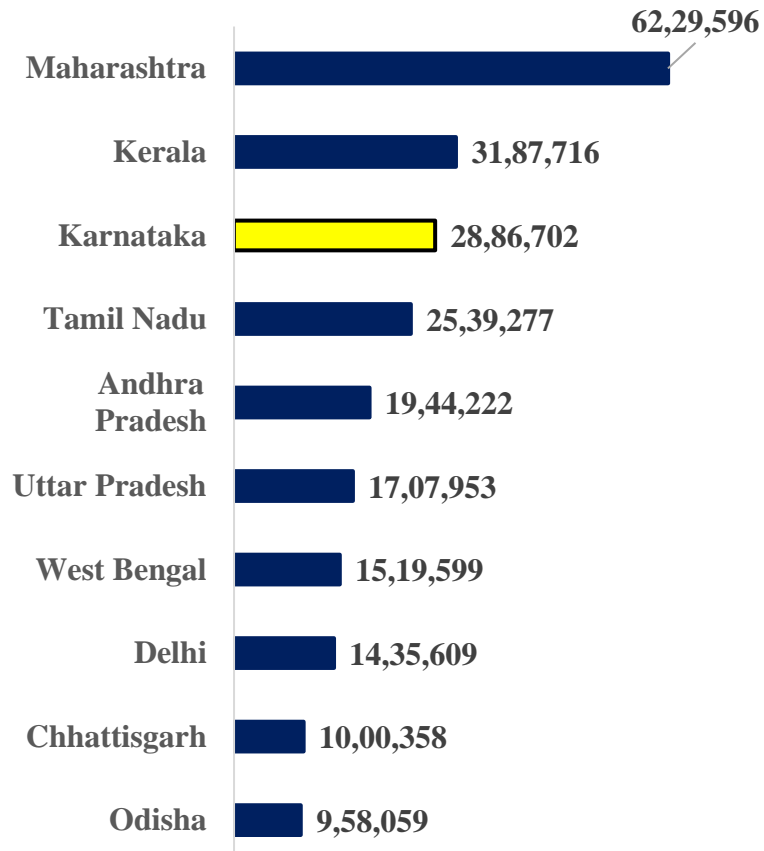




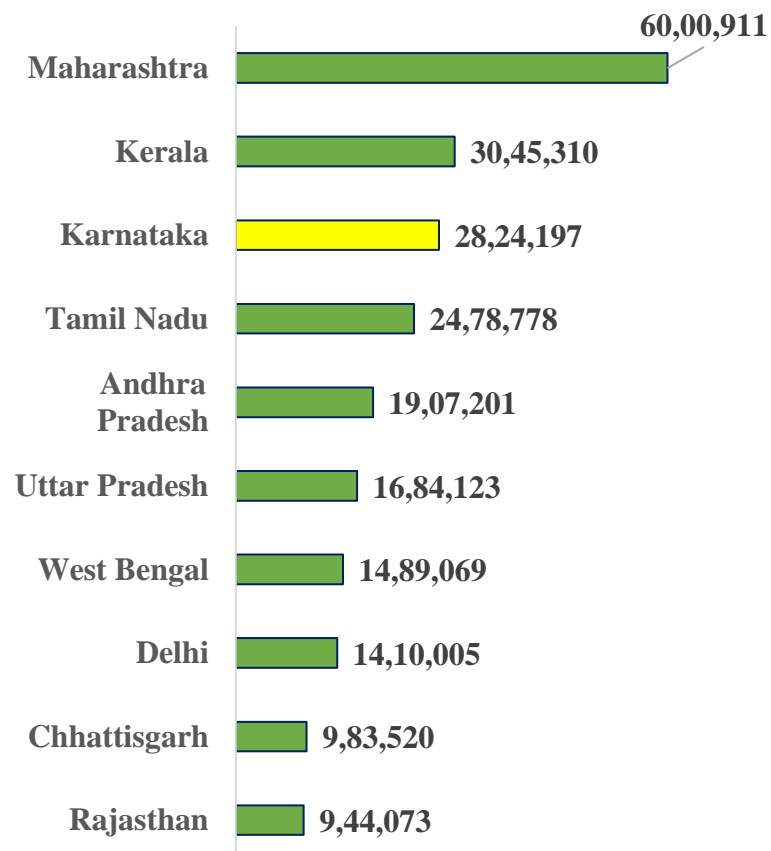
# TOP 10 COVID19 AFFECTED INDIAN STATES



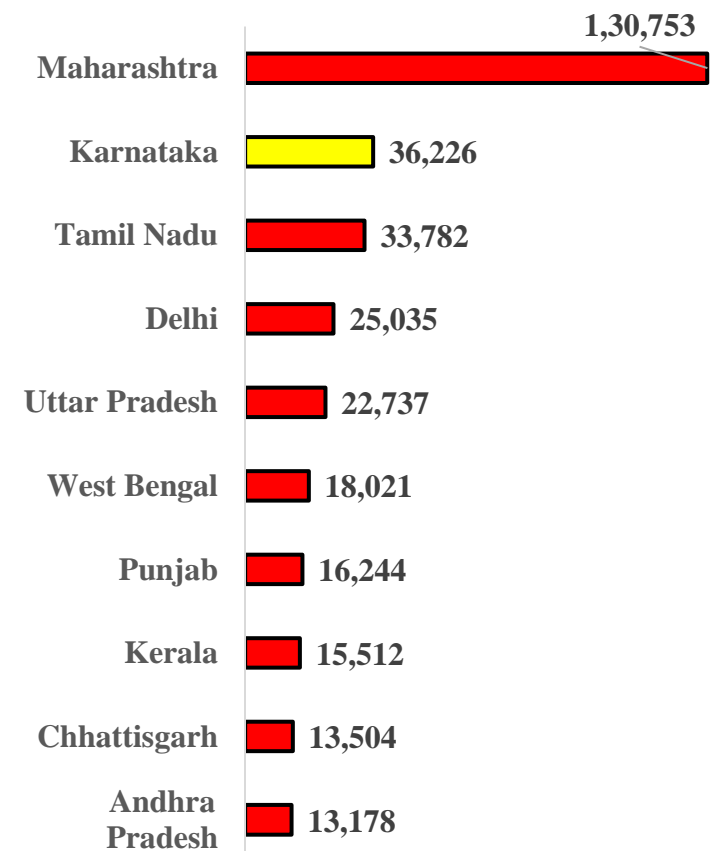
## Total Positive Cases



## Total Recovered Cases



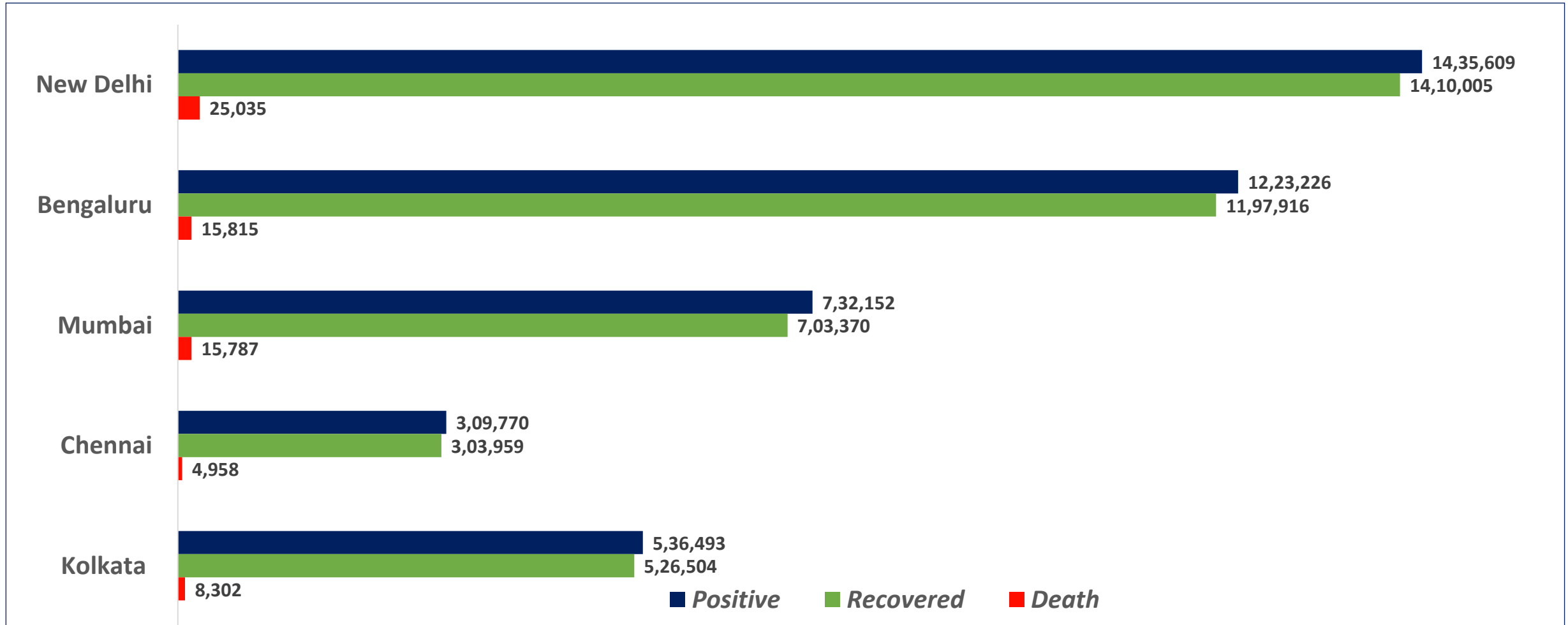
## Total Death Cases



Source : <https://www.covid19india.org/> at 6:50 pm (21.07.2021)



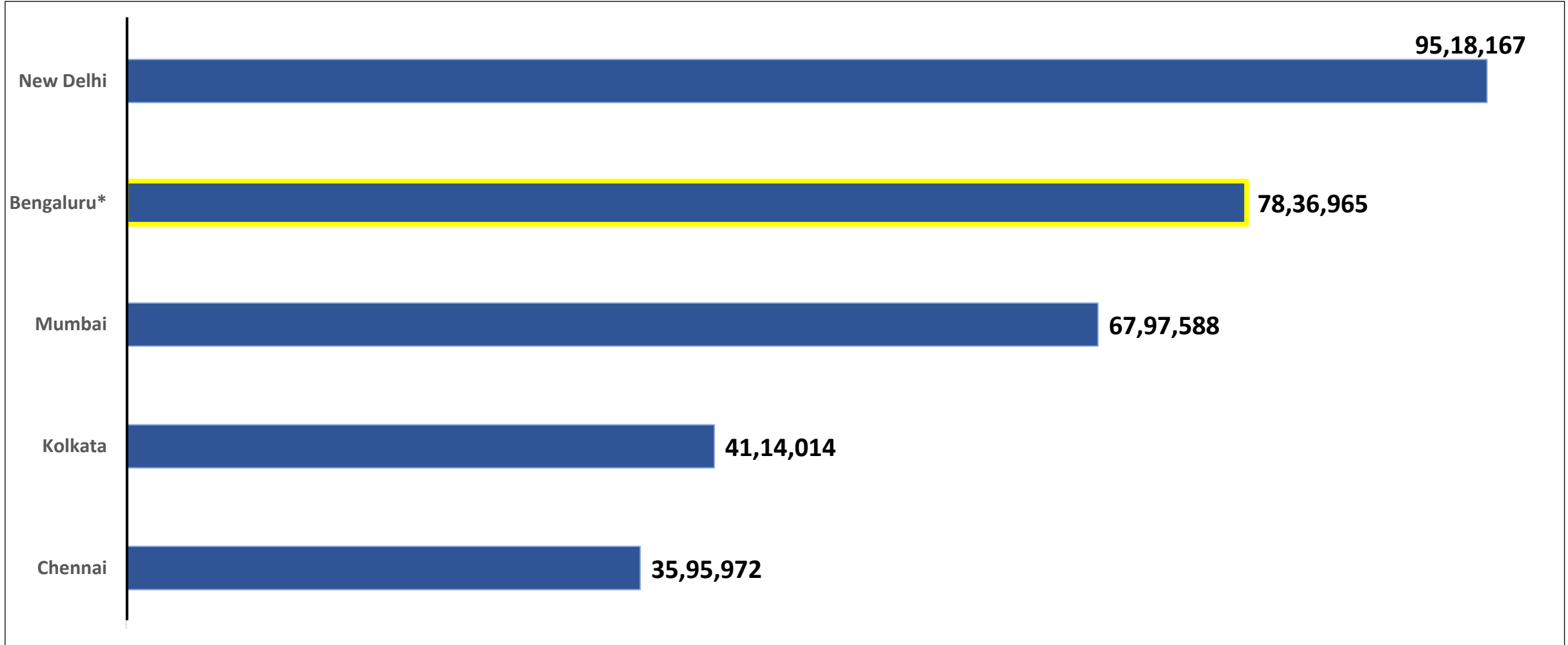
# BENGALURU AND OTHER METROPOLITAN CITIES



Source : <https://www.covid19india.org/> at 6:50 pm (21.07.2021)



# VACCINE DOSES ADMINISTERED IN BENGALURU AND OTHER METROPOLITAN CITIES



Source : <https://dashboard.cowin.gov.in/> at 6:50 pm (21.07.2021)

\*includes BBMP & Bengaluru Urban



# SNAPSHOT OF COVID-19 CASES IN BENGALURU URBAN



**Total Wards With  
< =10 Cases\* :  
102**

**Tests Conducted  
On 20.07.2021:  
63,076**

**Recovery  
Rate:  
97.93%**

**Total  
Active Cases :  
9,495**

**Total Vaccinated on  
20.07.2021:  
47,230**

**Positivity  
Rate\* :  
0.64%**

**Active  
Rate:  
0.78%**

**Case  
Fatality Rate\* :  
1.94%**



\*Total positive cases In the past 10 days

\*CFR and positivity is for Past 7 days



ಬೃಹತ್ ಬೆಂಗಳೂರು ಮಹಾನಗರ ಪಾಲಿಕೆ  
Bruhat Bengaluru Mahanagara Palike



<b>Download BBMP Bulletin</b>	<a href="https://apps.bbmpgov.in/covid19/mediabulletin.php">https://apps.bbmpgov.in/covid19/mediabulletin.php</a>
<b>For BBMPCovid19 Bed Status:</b>	<a href="https://apps.bbmpgov.in/covid19/en/Bedstatus.php">https://apps.bbmpgov.in/covid19/en/Bedstatus.php</a>
<b>To register for vaccination :</b>	<a href="https://selfregistration.cowin.gov.in/">https://selfregistration.cowin.gov.in/</a>
<b>BBMP COVID19 Dashboard:</b>	<a href="https://apps.bbmpgov.in/covid19/">https://apps.bbmpgov.in/covid19/</a>
<b>Follow us on:</b>	 <a href="http://www.facebook.com/bbmp.comm1/">www.facebook.com/bbmp.comm1/</a>
	 <a href="https://twitter.com/BBMPCOMM">twitter.com/BBMPCOMM</a>

Issued by:

Honorable Chief Commissioner, BBMP  
Special Commissioner Health & IT, BBMP  
MD, Bengaluru Smart City Limited

**THANK YOU !**



ಆರೋಗ್ಯ ಮತ್ತು ಕುಟುಂಬ ಕಲ್ಯಾಣ ಇಲಾಖೆ  
ಕೋವಿಡ್-19





**ಕೊರೊನಾ ಮಹಾಮಾರಿಗೆ ಕಠಿಣ ಸವಾಲನ್ನು ನೀಡೋಣ  
ನಮ್ಮ ಭವಿಷ್ಯವನ್ನು ಉಜ್ವಲಗೊಳಿಸೋಣ**

ಜ್ವರ, ನೆಗಡಿ, ಕೆಮ್ಮು ತರಹದ ಕೋವಿಡ್-19 ಲಕ್ಷಣಗಳಿದ್ದಲ್ಲಿ ಆಪ್ತಮಿತ್ರ ಸಹಾಯವಾಣಿ  
14410 ಗೆ ಕರೆ ಮಾಡಿ ಅಥವಾ ಬೆಂಗಳೂರು ಕೋವಿಡ್ ಸಹಾಯವಾಣಿ 1912 ಗೆ ಕರೆ ಮಾಡಿ  
ಹೆಚ್ಚಿನ ಮಾಹಿತಿಗಾಗಿ 24x7 ಉಚಿತ ಆರೋಗ್ಯ ಸಹಾಯವಾಣಿ 104ಕ್ಕೆ ಕರೆ ಮಾಡಿ  
ಎಲ್ಲರಿಗೂ ಆರೋಗ್ಯ, ಎಲ್ಲೆಡೆಯೂ ಆರೋಗ್ಯ

